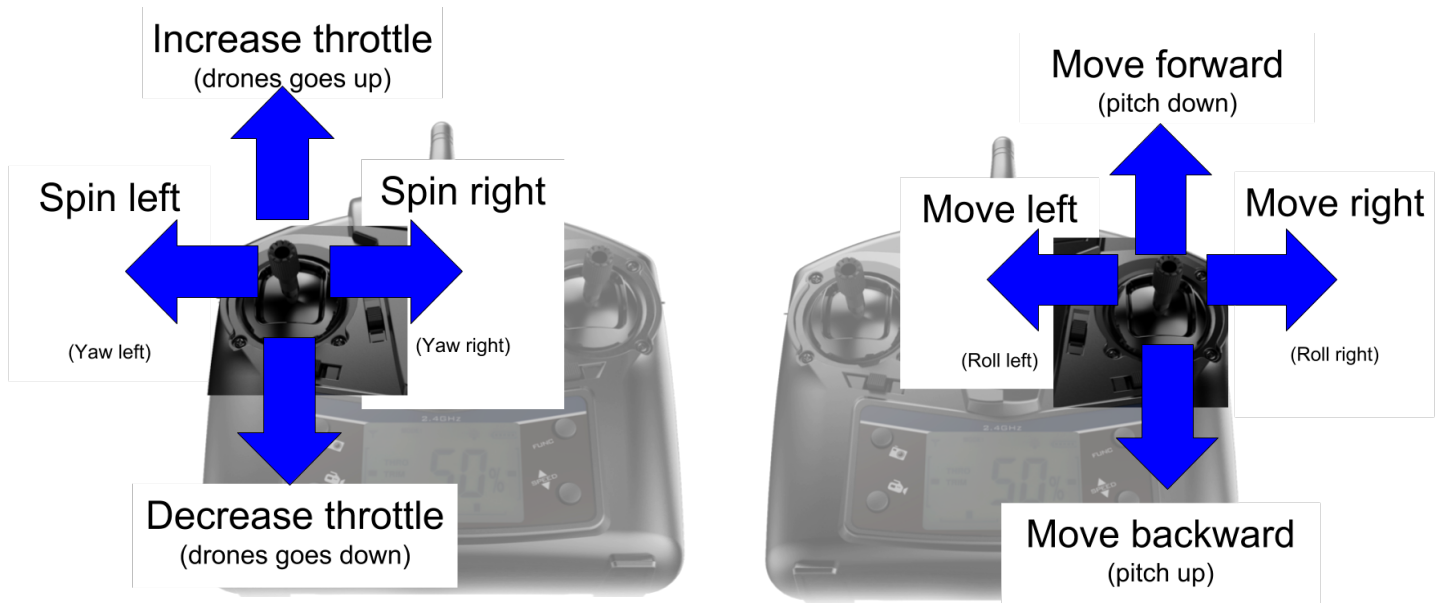
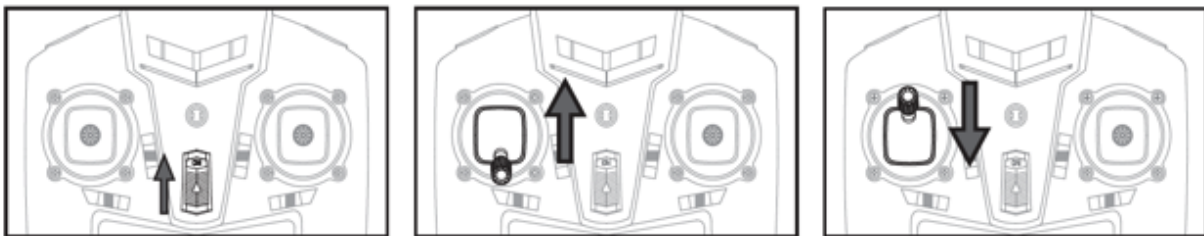


# Get to know your drone (UDI U818A-HD)

(the transmitter)



1. Turn the transmitter on.
2. Connect the battery on the drone.
3. **Place the quadcopter on a level surface facing away from you - white propellers & blue lights in front**
4. Bind / pair the transmitter to the drone - move throttle (left) all the way to top, then all the way to the bottom - flashing light becomes solid

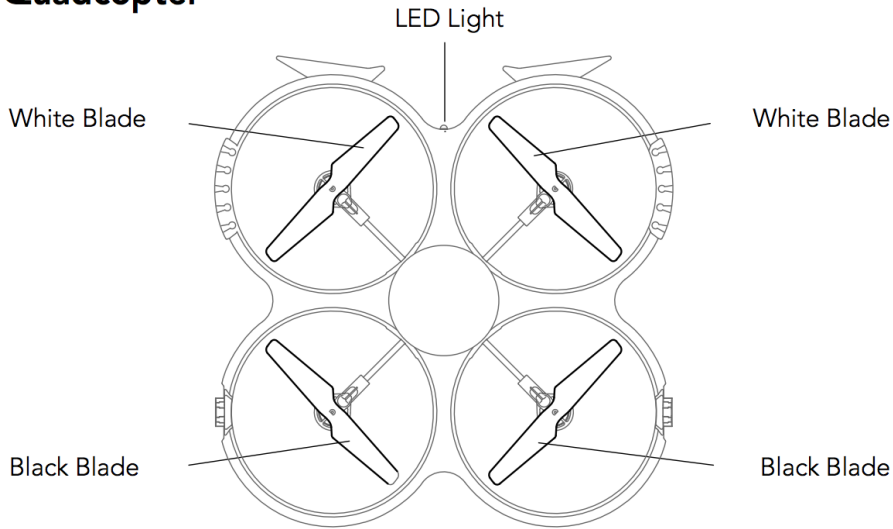


5. Start off slow and low. Use small, gentle motions with throttle and direction controls.
6. If the drone drifts in one direction, adjust trim buttons.
7. To calibrate, pair with drone then move right stick up, down, left, right, then bottom right corner - the light on the drone flashes

Tips:

- Kill the throttle when you crash
- Embrace the crash.
- Tape your phone number to the drone.
- Once you see lights flashing, there's 10 seconds to land

# 1. Quadcopter



# 2. Transmitter

